

















Over 35 Men D2 Slalom Results

Homologation: Ranking List

	Name	League	Round 1	Round 2	Round 3	Round 4
1	Shorten Darryl	QLD 	3.00/55/13.00	4.00/55/13.00	3.50/55/13.00	3.50/55/14.25
2	Campbell Michael	QLD 	3.50/55/13.00	2.50/55/13.00	3.00/55/13.00	3.00/55/14.25
3	Mcglew Craig	NT 	3.00/55/13.00	0.50/49	2.00/55/13.00	2.50/55/13.00
4	Mcnee Clint	QLD 	5.00/55/14.25	2.50/55/14.25	2.00/55/13.00	4.50/55/14.25
5	Andrews Brett	WA 	4.00/49	3.00/55/14.25	2.50/49	
6	Neiberding Kurt	QLD 	1.50/55/14.25	4.50/49	3.00/49	
7	Wilhelmi Kai	QLD 	4.00/55/18.25	0.00/52	4.50/55/18.25	5.00/52
8	Anderson Dean	QLD 	2.50/55/18.25	4.00/55/18.25	2.50/55/18.25	3.50/55/18.25
9	Andersen Chris	QLD 	4.00/55/18.25	0.00/52	5.00/52	5.50/49
10	Quinn Mark	QLD 	3.00/55/18.25	3.00/55/18.25	3.00/55/18.25	3.00/55/18.25
11	Donnelly Thomas	QLD 	1.00/55/18.25	2.00/55/18.25	5.00/49	








Over 35 Women Slalom Results

Homologation: Ranking List

	Name	League	Round 1	Round 2	Round 3	Round 4
1	Cavanagh Lisa	WA 	4.50/55/13.00	2.50/37	2.50/55/14.25	2.00/55/14.25
2	Collins Mel	QLD 	3.50/55/13.00	2.00/55/13.00	4.00/55/14.25	3.00/55/13.00
3	Ruzsicska Karen	NT 	4.00/37	2.00/52	1.50/37	2.00/52
4	Campbell Kim	QLD 	2.50/49	3.50/49	4.00/49	0.50/52
5	Williams Kristie	QLD 	0.50/49	3.50/37	2.00/49	5.00/46
6	Anderson Rhiannon	QLD 	3.00/37	3.00/46	1.50/49	
7	Quinn Virginia	QLD 	5.00/37	5.00/37	3.00/46	
8	Neiberding Julie	QLD 	4.00/43	3.00/43	2.00/46	
9	Lambert Kyleigh	QLD 	5.00/43	2.50/37	3.00/43	
10	Hoad Lorraine	QLD 	2.50/43	0.50/37	1.50/43	3.50/43



Over 35 Men D1 Slalom Results

Homologation: Ranking List

	Name	League	Round 1	Round 2	Round 3	Round 4
1	Cornale Peter	QLD 	1.00/55/10.75	1.50/55/10.75	3.00/55/11.25	2.50/55/10.75
2	Williams Brad	QLD 	4.50/55/12.00	1.00/55/10.75	4.00/55/12.00	5.00/55/12.00
3	Mason Barry	NSW 	3.00/55/11.25	0.00/55/11.25	2.00/55/11.25	2.50/55/12.00
4	Hooper Mark	NSW 	1.00/55/12.00	3.00/55/12.00	0.50/55/12.00	3.00/55/13.00
5	Kloprogge Carl	VIC 	3.50/55/13.00	3.00/55/12.00	3.50/55/13.00	4.00/55/13.00
6	Black Dane	VIC 	3.50/55/13.00	1.50/55/12.00	3.50/55/13.00	1.50/55/12.00
7	Cooper Greg	QLD 	1.00/55/14.25	2.00/55/13.00	5.00/55/14.25	











Over 35 Men D2 Slalom Results

Homologation: Ranking List

	Name	League	Round 1	Round 2	Round 3	Round 4
1	Mcglew Craig	NT 	3.00/55/13.00	0.50/49	2.00/55/13.00	2.50/55/13.00
2	Mcnee Clint	QLD 	5.00/55/14.25	2.50/55/14.25	2.00/55/13.00	4.50/55/14.25
3	Shorten Darryl	QLD 	3.00/55/13.00	4.00/55/13.00	3.50/55/13.00	3.50/55/14.25
4	Campbell Michael	QLD 	3.50/55/13.00	2.50/55/13.00	3.00/55/13.00	3.00/55/14.25
5	Anderson Dean	QLD 	2.50/55/18.25	4.00/55/18.25	2.50/55/18.25	3.50/55/18.25
6	Quinn Mark	QLD 	3.00/55/18.25	3.00/55/18.25	3.00/55/18.25	3.00/55/18.25
7	Wilhelmi Kai	QLD 	4.00/55/18.25	0.00/52	4.50/55/18.25	5.00/52
8	Andersen Chris	QLD 	4.00/55/18.25	0.00/52	5.00/52	5.50/49
9	Donnelly Thomas	QLD 	1.00/55/18.25	2.00/55/18.25	5.00/49	
10	Neiberding Kurt	QLD 	1.50/55/14.25	4.50/49	3.00/49	
11	Andrews Brett	WA 	4.00/49	3.00/55/14.25	2.50/49	








Over 35 Women Slalom Results

Homologation: Ranking List

	Name	League	Round 1	Round 2	Round 3	Round 4
1	Collins Mel	QLD 	3.50/55/13.00	2.00/55/13.00	4.00/55/14.25	3.00/55/13.00
2	Cavanagh Lisa	WA 	4.50/55/13.00	2.50/37	2.50/55/14.25	2.00/55/14.25
3	Ruzsicska Karen	NT 	4.00/37	2.00/52	1.50/37	2.00/52
4	Campbell Kim	QLD 	2.50/49	3.50/49	4.00/49	0.50/52
5	Williams Kristie	QLD 	0.50/49	3.50/37	2.00/49	5.00/46
6	Hoad Lorraine	QLD 	2.50/43	0.50/37	1.50/43	3.50/43
7	Anderson Rhiannon	QLD 	3.00/37	3.00/46	1.50/49	
8	Quinn Virginia	QLD 	5.00/37	5.00/37	3.00/46	
9	Neiberding Julie	QLD 	4.00/43	3.00/43	2.00/46	
10	Lambert Kyleigh	QLD 	5.00/43	2.50/37	3.00/43	



Over 35 Men D1 Slalom Results

Homologation: Ranking List

	Name	League	Round 1	Round 2	Round 3	Round 4
1	Cornale Peter	QLD 	1.00/55/10.75	1.50/55/10.75	3.00/55/11.25	2.50/55/10.75
2	Williams Brad	QLD 	4.50/55/12.00	1.00/55/10.75	4.00/55/12.00	5.00/55/12.00
3	Mason Barry	NSW 	3.00/55/11.25	0.00/55/11.25	2.00/55/11.25	2.50/55/12.00
4	Black Dane	VIC 	3.50/55/13.00	1.50/55/12.00	3.50/55/13.00	1.50/55/12.00
5	Kloprogge Carl	VIC 	3.50/55/13.00	3.00/55/12.00	3.50/55/13.00	4.00/55/13.00
6	Hooper Mark	NSW 	1.00/55/12.00	3.00/55/12.00	0.50/55/12.00	3.00/55/13.00
7	Cooper Greg	QLD 	1.00/55/14.25	2.00/55/13.00	5.00/55/14.25	

Open Men Slalom Results

Homologation: Ranking List

	Name	League	Round 1	Round 2	Round 3	Round 4
1	Keeley Greg	ACT 	4.50/58/12.00	2.00/58/11.25	3.50/58/12.00	0.50/58/12.00
2	Moss Steven	WA 	2.00/58/12.00	4.50/58/12.00	2.00/58/12.00	1.50/58/13.00

Chief Judge
Williams Brad

Homologator
Mcnee Clint

Scorer
Cooper Susan